

Orthodontic direct bonding protocol

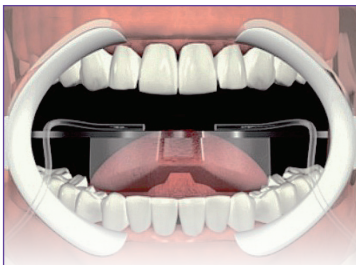
3M™ APC™ Flash-Free Adhesive Coated Brackets

Steps:

1. Isolate Teeth
2. Remove Pellicle
3. Etch and Prime
4. Place Brackets
5. Cure

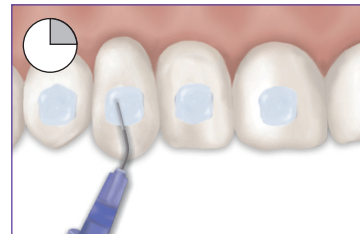
1

Note: Before starting:
Ensure good oral hygiene.



Isolate the teeth

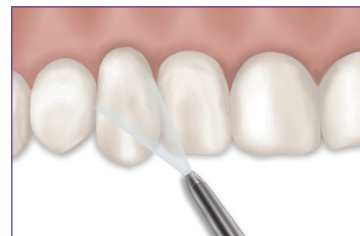
2



Etch 15 seconds

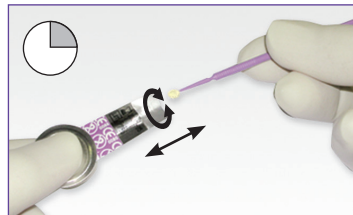


Suction and Rinse

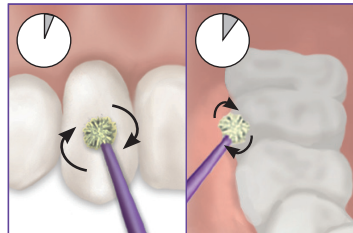


Air dry

3

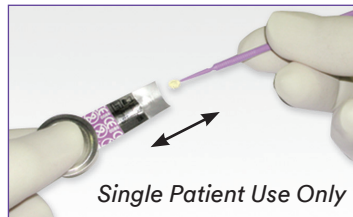


Mix 5 seconds. Remove and apply.



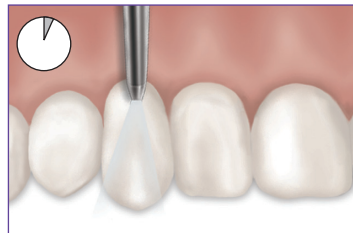
Rub
3-5 seconds

Molars: Consider
rubbing additional
time



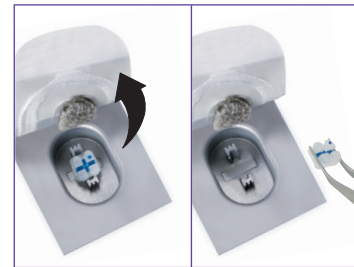
Single Patient Use Only

Re-dip for each tooth bonded

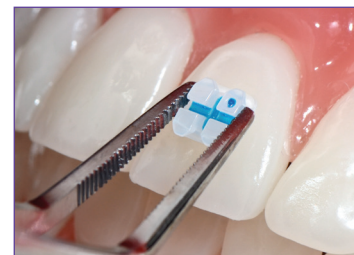


1-2 seconds gentle air burst

4



Avoid touching
bracket base



Place, position, compress.
Do not clean around bracket.


5



Gingival tack – 1 second



3 seconds*



6 seconds*

* Refer to Curing Time chart

Recommended curing times for 3M orthodontic light cure adhesives.*

Adhesive	Appliance	Ortholux™ Luminous Curing Light
APC™ Flash-Free Adhesive Coated Brackets	Metal brackets	6 seconds mesial × 6 seconds distal
	Ceramic brackets	3 seconds through the bracket
	Buccal tubes (direct bond)	6 seconds mesial × 6 seconds occlusal
APC™ II Adhesive Coated Brackets, APC™ PLUS Adhesive Coated Brackets, Transbond™ PLUS Color Change Adhesive, Transbond™ XT Adhesive	Metal brackets	3 seconds mesial × 3 seconds distal
	Ceramic brackets	3 seconds through the bracket
	Buccal tubes (direct bond)	6 seconds mesial × 6 seconds occlusal
Transbond™ XT Adhesive	Aligner attachments	6 seconds through the template
Transbond™ LR Adhesive	Lingual retainers	3 seconds mesial × 3 seconds distal
Transbond™ Plus Band Adhesive	Molar bands	12 seconds (3 seconds per cusp)
Unitek™ Multi-Cure Glass Ionomer Band Cement		
Transbond™ Supreme LV Low Viscosity Light Cure Adhesive	Indirect trays (metal brackets)	6 seconds mesial × 6 seconds distal through the trays
	Indirect trays (ceramic brackets)	6 seconds through the bracket and trays
	Aligner attachments	6 seconds through the template

*These curing times assume proper angle and distance of the curing light to the teeth.



3M Oral Care
2510 Conway Avenue
St. Paul, MN 55114-1000 USA
Phone 1-800-634-2249
Web 3M.com/ortho

**3M Canada
Health Care Division**
300 Tartan Drive
London, ON 5N1 4M9 Canada
Phone 1-800-443-1661

Always refer to the Instructions for Use (IFU) for each product for additional details.

3M, APC, MBT, Ortholux, Transbond and Unitek are trademarks of 3M. Used under license in Canada.
© 3M 2018. All rights reserved. 70-2013-7027-0 1801